






















Accessories

Category	Description	Parts no	Parts no	Illustration	
Colour Lens (Acrylic resin)	Round	CONCAVE	<input type="checkbox"/> blue <input type="checkbox"/> green <input type="checkbox"/> orange <input type="checkbox"/> red <input type="checkbox"/> white <input type="checkbox"/> yellow	50-001-01 50-001-02 50-001-03 50-001-04 50-001-05 50-001-06	
	Rectangular	CONCAVE	<input type="checkbox"/> blue <input type="checkbox"/> green <input type="checkbox"/> orange <input type="checkbox"/> red <input type="checkbox"/> white <input type="checkbox"/> yellow	50-002-01 50-002-02 50-002-03 50-002-04 50-002-05 50-002-06	
	Square	CONCAVE	<input type="checkbox"/> blue <input type="checkbox"/> green <input type="checkbox"/> orange <input type="checkbox"/> red <input type="checkbox"/> white <input type="checkbox"/> yellow	50-003-01 50-003-02 50-003-03 50-003-04 50-003-05 50-003-06	
	Mushroom head	Opaque	<input type="checkbox"/> green <input type="checkbox"/> red	50-012-01 50-012-02	
	Round	Flat	<input type="checkbox"/> blue <input type="checkbox"/> green <input type="checkbox"/> orange <input type="checkbox"/> red <input type="checkbox"/> white <input type="checkbox"/> yellow	50-001-11 50-001-12 50-001-13 50-001-14 50-001-15 50-001-16	
	Rectangular	Flat	<input type="checkbox"/> blue <input type="checkbox"/> green <input type="checkbox"/> orange <input type="checkbox"/> red <input type="checkbox"/> white <input type="checkbox"/> yellow	50-002-11 50-002-12 50-002-13 50-002-14 50-002-15 50-002-16	
	Square	Flat	<input type="checkbox"/> blue <input type="checkbox"/> green <input type="checkbox"/> orange <input type="checkbox"/> red <input type="checkbox"/> white <input type="checkbox"/> yellow	50-003-11 50-003-12 50-003-13 50-003-14 50-003-15 50-003-16	
	Mushroom head	Transparent	<input type="checkbox"/> green <input type="checkbox"/> red	50-012-11 50-012-12	
Lamp	Incandescent	6 V AC/DC	200 mA	50-004-02	
		14 V AC/DC	80 mA	50-004-04	
		28 V AC/DC	40 mA	50-004-05	
		48 V AC/DC	25 mA	50-004-06	
		60 V AC/DC	20 mA	50-004-07	
		33 V AC/DC	35 mA	50-004-08	
		14 V AC/DC	40 mA	50-004-03	
		6 V AC/DC	40 mA	50-004-01	
	Neon	110 V AC	green	50-004-11	
		220 V AC	red	50-004-12	
LED	6 V DC	green	50-004-16		
		red	50-004-17		
		yellow	50-004-18		
	12 V DC	green	50-004-19		
		red	50-004-20		
	24 V DC	yellow	50-004-21		
green		50-004-22			
		red	50-004-23		
		yellow	50-004-24		




Accessories

Category	Description	Parts No	Illustration
Lamp Extractor	Removing lamp tool	50-005-01	
Blanking Plate Block	PVC stopper to stuff the superfluous hole of the panel board	50-013-01	
Connector	Insulation Socket 2.8 × 0.5 mm	50-014-01	
PCB Socket Mounting	Socket insert into PCB board is available for socket type pushbutton switch installation	50-015-01	
Mounting Wrench	Use this for tightening the switch in the mounting hole	50-006-01	
Lens Removing	Use this for replaced the fitting color lens	50-007-01	
Spray Cover	Meets requirement of IP65, two pieces of transparent plastic, rectangular head	50-010-01	
Protection Cap	To avoid faulty operation, housing for locking, transparent For square head (90 °) For square head (180 °) For rectangular head (90 °) For rectangular head (180 °)	50-011-01 50-011-11 50-011-02 50-011-12	



















Accessories

Category	Shape	Color	Parts No	Illustration	Category	Shape	Color	Parts No	Illustration	
ADA16 Rectangular Lens	Standard (Concave)	blue	60-002-21		ADA16 Rectangular Lens (For Neon Lamp)	Standard (Concave)	blue	60-002-211		
		green	60-002-22				green	60-002-221		
		orange	60-002-23				orange	60-002-231		
		red	60-002-24				red	60-002-241		
		white	60-002-25				white	60-002-251		
		yellow	60-002-26				yellow	60-002-261		
	Indicator (Flat)	blue	60-002-31			Indicator (Flat)	blue	60-002-311		
		green	60-002-32				green	60-002-321		
		orange	60-002-33				orange	60-002-331		
		red	60-002-34				red	60-002-341		
		white	60-002-35				white	60-002-351		
		yellow	60-002-36				yellow	60-002-361		
ADA16 Square Lens	Standard (Concave)	blue	60-003-21		ADA16 Square Lens (For Neon Lamp)	Standard (Concave)	blue	60-003-211		
		green	60-003-22				green	60-003-221		
		orange	60-003-23				orange	60-003-231		
		red	60-003-24				red	60-003-241		
		white	60-003-25				white	60-003-251		
		yellow	60-003-26				yellow	60-003-261		
	Indicator (Flat)	blue	60-003-31			Indicator (Flat)	blue	60-003-311		
		green	60-003-32				green	60-003-321		
		orange	60-003-33				orange	60-003-331		
		red	60-003-34				red	60-003-341		
		white	60-003-35				white	60-003-351		
		yellow	60-003-36				yellow	60-003-361		

Accessories

Category	Shape	Color	Parts No	Illustration	Category	Shape	Color	Parts No	Illustration						
ADA16 Round Lens	Standard (Concave)	blue	60-001-21		ADA16 Round Lens (For Neon Lamp)	Standard (Concave)	blue	60-001-211							
		green	60-001-22				green	60-001-221							
		orange	60-001-23				orange	60-001-231							
		red	60-001-24				red	60-001-241							
		white	60-001-25				white	60-001-251							
		yellow	60-001-26				yellow	60-001-261							
	Indicator (Flat)	blue	60-001-31			Indicator (Flat)	blue	60-001-311							
		green	60-001-32				green	60-001-321							
		orange	60-001-33				orange	60-001-331							
		red	60-001-34				red	60-001-341							
		white	60-001-35				white	60-001-351							
		yellow	60-001-36				yellow	60-001-361							
ADA16 □ 24 Lens	Full Edged Protection (Flat)	blue	60-017-11		ADA16 □ 24 Lens (For Neon Lamp)	Full Edged Protection (Flat)	blue	60-017-111							
		green	60-017-12				green	60-017-121							
		orange	60-017-13				orange	60-017-131							
		red	60-017-14				red	60-017-141							
		white	60-017-15				white	60-017-151							
		yellow	60-017-16				yellow	60-017-161							
ADA16C/ ADD16C/ ADP16C Lever	Standard	blue	60-016-11		Lamps	Incandescent (AC/DC)	6V 40mA	50-004-01							
		green	60-016-12				6V 200mA	50-004-02							
		red	60-016-14				14V 40mA	50-004-03							
			white				60-016-15	14V 80mA		50-004-04					
							60-016-16	28V 40mA		50-004-05					
		For Rectangular /Square Type	black				60-016-17	48V 25mA		50-004-06	Neon (AC)	110V green	50-004-11		
							blue	60-016-21		60V 20mA		50-004-07	110V red		50-004-12
								60-016-22		33V 35mA		50-004-08	220V green		50-004-13
			60-016-24					220V red		50-004-14		LED (DC)	6V green		50-004-16
	60-016-25		6V red	50-004-17		6V yellow	50-004-18								
	60-016-26		12V green	50-004-19		12V red	50-004-20								
	black	60-016-27	12V yellow	50-004-21		24V green	50-004-22								
		green	60-016-22	24V red		50-004-23	24V yellow	50-004-24							
			60-016-24	24V yellow		50-004-24									

Accessories

Category	Description	Parts No	Illustration	Category	Description	Parts No	Illustration	
ADA16K ADD16K ADP16K Spare Key	Standard	60-024-01		ADA16E Yellow Legend Plate	Emergency stop Identity plate In English	60-025-01		
	Custom	NO. 002			60-024-02	Emergency stop Identity plate In German	60-025-02	
		NO. 003			60-024-03			
		NO. 004			60-024-04			
		NO. 005			60-024-05			
		NO. 006			60-024-06			
ADA16 PCB Socket Mounting	Socket insert into PCB board is available for socket type	60-015-01		Flange Type Front Bezel	Square 24 x 24	60-018-07		
ADD16/ADP16 PCB Socket Mounting	Socket insert into PCB board is available for socket type	50-015-01		ADP16C Flush Mounted Type Square Bezel	Panel thickness 0.5-5mm	60-028-07		
Lamp Extractor	Removing lamp tool	50-016		ADA16S Flush Mounted Type Rectangular Bezel	Panel thickness 0.5-5mm	60-022-07		
Blanking Plate Block	PVC stopper to stuff the superfluous hole of the panel board	50-013-01			Panel thickness 3-7mm	60-022-17		
Connector	Insulation Socket 2.8x0.5mm	50-014-01			Panel thickness 6-10mm	60-022-27		
Mounting rench	Use this for tightening the switch in the mounting hole	50-006-01			Panel thickness 0.5-5mm	60-023-07		
Mounting rench	Use this for tightening the switch in the mounting hole	BS04-022		ADA16S Flush Mounted Type Square Bezel	Panel thickness 3-7mm	60-023-17		
Lens Removing	Use this for replaced the fitting color lens	50-007-01		Panel thickness 6-10mm	60-023-27			
ADP16 Isolation Cover	Protective Cover	BS05-004		ADA16S Flush Mounted Type Round Bezel	Panel thickness 0.5-5mm	60-021-07		
Fixing Nut	Fixing housing on panel	BS04-018		Panel thickness 3-7mm	60-021-17			
Lamp Fixing	Fixing lamp tool	60-026-01	