
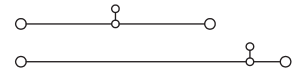


Features of Screw Double Level Terminal Blocks



CDK 2.5
















Features of Screw Double Level Terminal Blocks

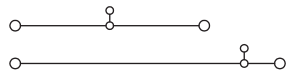
- Double wiring design available without extension of mounting rail.
- Marking / Identification by marking tags possible at both levels .
- Interconnection / shorting possibility at both levels.
- Suitable for broad range of cross-section and types of wires.
- Wires can be connected without any special preparation.
- An excellent vibration proof protection against loosening.
- High reliability and maintenance free.
- Very low contact resistance.
- Easy mounting and dismantling from the terminal rail.
- Reduce the installation costs and speed the wiring.

雙層型接線座之特性

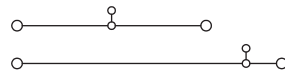
- 雙層接線設計可節省軌道延伸空間
- 可擴充標籤及識別至端子組之雙層
- 上下兩層端子間可供交互連結及短接功能之用
- 適合範圍寬廣的導線線徑
- 簡易的導線連接方式
- 優良的抗震防鬆設計
- 高可靠度且無需維護保養
- 極低的接觸阻抗
- 接線座從軌道上安裝及拆卸容易
- 降低裝置成本及可快速接線

Specifications (產品規格)	2.5 mm ²	
Technical Data (技術參數)	Rated voltage/Rated current/Wire size	
UL	c  us 600 V/20 A/AWG 12-22	
CSA	600 V/20 A/AWG 12-22	
IEC	800 V/24 A/0.5-2.5mm ²	
Insulating impulse voltage withstand (額定衝擊電壓)	8KV / 3	
Torque (lb-in) (扭緊力矩)	5	
Clamping Screw (M) (螺絲)	M2.6	
Insulation stripping length(mm) (剝線長度)	6 mm	
Material/Available Color (材質顏色)		
Rail Dimensions (導軌尺寸)	T / W / H (mm)	
For TS35x7.5 	5 x 69 x 63.5	
For TS35x15 	5 x 69 x 71	
Accessories (附件)	Cat. No.	Qty.
End Bracket (終端擋板) 	SEW35	50
	CEW35/2	50
End Plate (擋板) 	CEP 3	50
	CQV 2.5/2	50
Cross Jumper (中心式聯接件) 	CQV 2.5/3	50
	CQV 2.5/4	50
	CQV 2.5/10	20
	CQB 2.5/2	50
Comb Link (邊接式聯接件) 	CQB 2.5/3	50
	CQB 2.5/10	20
	Warning Cover (安全標示蓋) 	WSS-2.5
MarkingTags (標記號) 	W5 Z	500
	W5 K	500
Protection Cover (防觸蓋) 		
Retaining Plates (中界板) 		
Tool (工具) 	DS3	

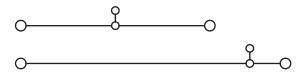
CDK 4



CDK 6




CDK 10

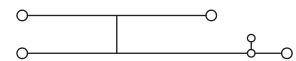


Specifications (產品規格)	4 mm ²	6 mm ²	10 mm ²
Technical Data (技術參數)	Rated voltage/Rated current/Wire size	Rated voltage/Rated current/Wire size	Rated voltage/Rated current/Wire size
UL	cUL ^{us} 600 V/30 A/AWG 10-22	cUL ^{us} 600 V/41 A/AWG 8-20	cUL ^{us} 600 V/65 A/AWG 6-16
CSA	600 V/30 A/AWG 10-22	600 V/41 A/AWG 8-20	600 V/65 A/AWG 6-16
IEC	800V/32A/0.5-4mm ²	500V/50A/0.5-6mm ²	500V/76A/1.5-10mm ²
Insulating impulse voltage withstand /Pollution degree (額定衝擊電壓 /污染等級)	6KV / 3	8KV / 3	8KV / 3
Torque (lb-in) (扭緊力矩)	8	14	19
Clamping Screw (M) (螺絲)	M3	M4	M4
Insulation stripping length(mm) (剝線長度)	6 mm	10-12 mm	10-12 mm
Material/Available Color (材質顏色)			
Rail Dimensions (導軌尺寸)	T / W / H (mm)	T / W / H (mm)	T / W / H (mm)
For TS35x7.5	6 x 69 x 63.5	8 x 69 x 73	10 x 69 x 73
For TS35x15	6 x 69 x 71	8 x 69 x 80.5	10 x 69 x 80.5
Accessories (附件)	Cat. No. Qty.	Cat. No. Qty.	Cat. No. Qty.
End Bracket (終端擋板)	SEW35 50 CEW35/2 50	SEW35 50 CEW35/2 50	SEW35 50 CEW35/2 50
End Plate (擋板)	CEP 3 50	CEP4 50	CEP 4 50
Cross Jumper (中心式聯接件)	CQV 4/2 50	CQV 6/2 50	CQV 10/2 50
	CQV 4/3 50	CQV 6/3 50	CQV 10/3 50
	CQV 4/4 50	CQV 6/4 50	CQV 10/4 50
	CQV 4/10 20	CQV 6/10 20	CQV 10/10 20
Comb Link (邊接式聯接件)	CQB 4/2 50	CQB-6/2 50	CQB-10/2 50
	CQB 4/3 50	CQB-6/3 50	CQB-10/3 50
	CQB 4/10 20	CQB-6/10 20	CQB-10/10 20
Warning Cover (安全標示蓋)	WSS-4 50	WSS-6 50	WSS-10 50
Marking Tags (標記號)	W6 Z 500	W6 Z 500	W6 Z 500
	W6 K 500	W6 K 500	W6 K 500
Protection Cover (防觸蓋)			
Retaining Plates (中界板)			
Tool (工具)	DS3	DS4	DS4

Features of Screw Double Level Terminal Blocks



CDK 2.5V



Features of Screw Double Level Terminal Blocks


- Double wiring design available without extension of mounting rail.
- Marking / Identification by marking tags possible at both levels .
- Interconnection / shorting possibility at both levels.
- Suitable for broad range of cross-section and types of wires.
- Wires can be connected without any special preparation.
- An excellent vibration proof protection against loosening.
- High reliability and maintenance free.
- Very low contact resistance.
- Easy mounting and dismantling from the terminal rail.
- Reduce the installation costs and speed the wiring.

雙層型接線座之特性


- 雙層接線設計可節省軌道延伸空間
- 可擴充標籤及識別至端子組之雙層
- 上下兩層端子間可供交互連結及短接功能之用
- 適合範圍寬廣的導線線徑
- 簡易的導線連接方式
- 優良的抗震防鬆設計
- 高可靠度且無需維護保養
- 極低的接觸阻抗
- 接線座從軌道上安裝及拆卸容易
- 降低裝置成本及可快速接線

Specifications (產品規格)	2.5 mm ²	
Technical Data (技術參數)	Rated voltage/Rated current/Wire size	
UL	600V/20A/AWG 12-22	
CSA	600V/20A/AWG 12-22	
IEC	800 V/24 A/0.5-2.5mm ²	
Insulating impulse voltage withstand /Pollution degree (額定衝擊電壓 /污染等級)	6KV / 3	
Torque (lb-in) (扭緊力矩)	5	
Clamping Screw (M) (螺絲)	M2.6	
Insulation stripping length(mm) (剝線長度)	6 mm	
Material/Available Color (材質顏色)		
Rail Dimensions (導軌尺寸)	T / W / H (mm)	
For TS35x7.5	5 x 69 x 63.5	
For TS35x15	5 x 69 x 71	
Accessories (附件)	Cat. No.	Qty.
End Bracket (終端擋板)	CEW35/2	50
	SEW35	50
End Plate (擋板)	CEP3	50
Cross Jumper (中心式聯接件)	CQV2.5/2	50
	CQV2.5/3	50
	CQV2.5/4	50
Comb Link (邊接式聯接件)	CQB2.5/2	50
	CQB2.5/3	50
	CQB2.5/4	20
Warning Cover (安全標示蓋)	W5 W5Z W5K	50
MarkingTags (標記號)		
Protection Cover (防觸蓋)	DP1	20
Retaining Plates (中界板)		
Tool (工具)	DS3	


CDK 4V



CDK 6V



CDK 10V



Specifications (產品規格)	4 mm ²	6 mm ²	10 mm ²
Technical Data (技術參數)	Rated voltage/Rated current/Wire size	Rated voltage/Rated current/Wire size	Rated voltage/Rated current/Wire size
UL	600 V/30 A/AWG 10-22	600 V/41 A/AWG 8-20	600 V/65 A/AWG 6-16
CSA	600 V/30 A/AWG 10-22	600 V/41 A/AWG 8-20	600 V/65 A/AWG 6-16
IEC	800V/32A/0.5-4mm ²	500V/50A/0.5-6mm ²	500V/76A/1.5-10mm ²
Insulating impulse voltage withstand /Pollution degree (額定衝擊電壓 /污染等級)	6KV / 3	8KV / 3	8KV / 3
Torque (lb-in) (扭緊力矩)	8	14	19
Clamping Screw (M) (螺絲)	M3	M4	M4
Insulation stripping length(mm) (剝線長度)	6 mm	10-12 mm	10-12 mm
Material/Available Color (材質顏色)			
Rail Dimensions (導軌尺寸)	T / W / H (mm)	T / W / H (mm)	T / W / H (mm)
For TS35x7.5	6 x 69 x 63.5	8 x 69 x 73	10 x 69 x 73
For TS35x15	6 x 69 x 71	8 x 69 x 80.5	10 x 69 x 80.5
Accessories (附件)	Cat. No. Qty.	Cat. No. Qty.	Cat. No. Qty.
End Bracket (終端擋板)	CEW35/2 50 SEW35 50	CEW35/2 50 SEW35 50	CEW35/2 50 SEW35 50
End Plate (擋板)	CEP3 50	CEP4 50	CEP4 50
Cross Jumper (中心式聯接件)	CQV4/2 50 CQV4/3 50 CQV4/4 50	CQV6/2 50 CQV6/3 50 CQV6/4 50	CQV10/2 50 CQV10/3 50 CQV10/4 50
Comb Link (邊接式聯接件)	CQB4/2 50 CQB4/3 50 CQB4/4 20	CQB6/2 50 CQB6/3 50 CQB6/4 20	CQB10/2 50 CQB10/3 50 CQB10/4 20
Warning Cover (安全標示蓋)	W5 W5Z W5K 500	W6 W6Z W6K 500	W6 W6Z W6K 500
Marking Tags (標記號)			
Protection Cover (防觸蓋)	DP1 20		
Retaining Plates (中界板)			DS4
Tool (工具)	DS3	DS4	DS4